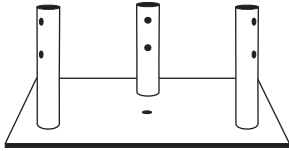




**PARTS & ACCESSORIES**



**CONCRETE BASE PLATE  
BPC45G\***

FOR USE WITH 3/4X12PP PIER PIN  
EMBEDDED IN CONCRETE.

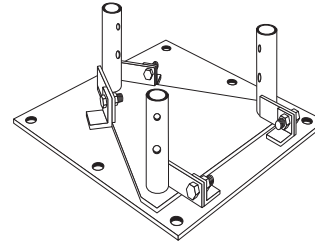
CONCRETE BASE PLATE IS TO BE  
USED FOR BRACKETED AND  
GUYED APPLICATIONS ONLY.



**PIER PIN  
3/4X12PP**

FOR USE WITH BPC45G  
EMBEDDED IN CONCRETE.

PIER PIN MUST BE ORDERED  
SEPARATELY, UNLESS BEING  
PURCHASED AS PART OF  
A COMPLETE TOWER KIT.



**HINGED BASE PLATE  
BPH45G\***

FOR USE WITH 5/8X12BB BASE BOLTS  
(ORDERED SEPARATELY).  
HINGED TO ALLOW TOWER TO  
BE ROTATED UP FROM BASE  
DURING INSTALLATION.

HINGED BASE PLATE IS TO BE  
USED FOR BRACKETED AND GUYED  
APPLICATIONS ONLY.



5/8" x 12"

**BASE BOLT  
5/8X12BB**

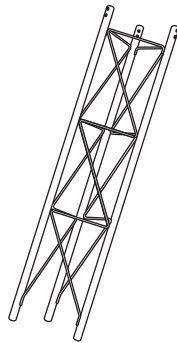
FOR USE WITH BPH45G

(6) REQUIRED, ORDERED SEPARATELY.



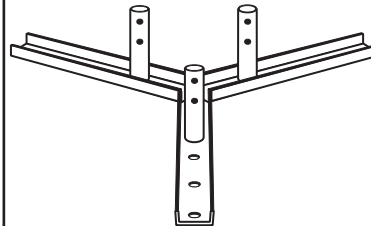
**TAPERED BASE  
45TG\***

CAN BE USED WITH A4197L  
BASE INSULATOR OR WITH  
3/4X12PP, ORDERED SEPARATELY.



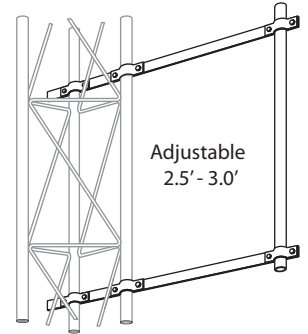
**5' SHORT BASE  
SB45G**

FOR EMBEDMENT IN CONCRETE.



**FLAT ROOF MOUNT  
FR45G\***

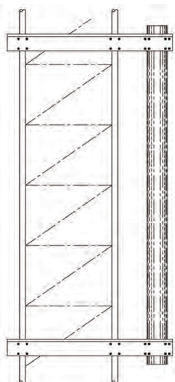
BOLTS DIRECTLY TO FLAT ROOF SURFACE.



Adjustable  
2.5' - 3.0'

**SIDE ARM BRACKET  
SA253UA**

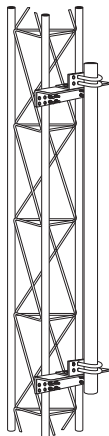
MOUNTING TUBE PROVIDED IS 3' LONG,  
2 - 1/4" O.D.



**DISH MOUNT**

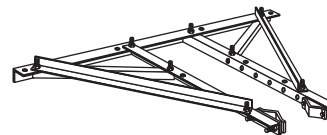
VY4311A2 - 2 3/8" O.D.  
VY4311A - 4 1/2" O.D.

MAST TUBE PROVIDED IS 5' LONG.



**FACE MOUNT**

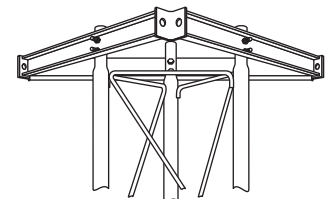
DM45G2 - 2 3/8" O.D. 5' LONG  
DM454 - 4 1/2" O.D. 5' LONG



**HEAVY DUTY UNIVERSAL  
HOUSE BRACKET**

HBUTVRO

ADJUSTABLE TO POSITION TOWER  
18" - 36" FROM WALL.



**TORQUE ARM STABILIZER  
ASSEMBLY**

TA45

ANTI-TWIST DEVICE LOCATED IN THE  
AREA OF ANTENNAS. PROVIDES SIX-WAY  
GUYING. BOLTS TO TOWER AT ANY  
SECTION JOINT. ATTACHED WITH  
JOINT BOLTS. MUST BE INSTALLED AS  
SECTIONS ARE JOINED TOGETHER.

\* TOWERS MOUNTED ON THESE BASES MUST BE BRACKETED OR GUYED AT ALL TIMES. TEMPORARY STEEL GUYING MAY ALSO BE NECESSARY DURING INSTALLATION AND DISMANTLING.