

FILE NO.				
REVISIONS				
REV.	DESCRIPTION	DWN	CHK	APP
3	REVISED TO LATEST FORMAT DATE: 8/24/2015	JL	KTL	DWG

WM6S	WM8S	WM8D	WM12S	WM12D	WM18S	WM18D	WM24S	WM24D	BILL OF MATERIAL		
									PART NO.	DESCRIPTION	DWG. NO.
2	2	4	2	4	2	4	2	4	220031	BOLT 1/4x2-3/4 CARR FT ZP	N/A
1	1	2	1	2	1	2	1	2	220333	BOLT 5/16-18x1" HWHD GR2 ZP	N/A
1	1	2	1	2	1	2	1	2	220346	BOLT 1/4 X 3/4 CARR ZP (-20)	N/A
1	1	1	1	1					22208A	CARTON FOR GA25GD GUY ASSY	N/A
3	3	6	3	6	3	6	3	6	240005	NUT 1/4 HEX ZP (-20 )	N/A
1	1	2	1	2	1	2	1	2	240104	NUT 5/16-18 HEX SM FLANGE ZP	N/A
1	1	2	1	2	1	2	1	2	250120	WASHER 1/4 SPLIT LOCK ZP	N/A
		1							FH59	TUBE 3/4X18GAX10-7/8" PG	A930036
				1					FH60	TUBE 3/4X18GAX15-7/8" PG	A930036
						1			FH61	TUBE 3/4X18GAX24-3/8" PG	A930036
								1	FH62	TUBE 3/4x18GAX31-3/8" PG	A930036
2									FH74	STRAP 10-1/4" X1-1/4X10GA	B960008
	2	4							FH75	STRAP 12-9/16" X1-1/4X10GA	B960008
			2	4					FH76	STRAP 16-11/16"X1-1/4X10GA PG	B960008
					2	4			FH77	STRAP 23-3/16" X1-1/4X10GA PG	B960008
							2	4	FH78	STRAP 29-9/16"X1-1/4X10GA PG	B960008
1	1	2	1	2	1	2	1	2	FH80	BRACKET 5-3/4" X1-1/4X10GA	A960006



PO BOX 5999  
PEORIA, IL 61601-5999  
TOLL FREE 800-727-ROHN

THIS DRAWING IS THE PROPERTY OF ROHN. IT IS NOT TO BE REPRODUCED, COPIED OR TRACED IN WHOLE OR IN PART WITHOUT OUR WRITTEN CONSENT.

WALL MOUNT BILL OF MATERIAL

DWN:	CHK'D:	DATE:
TDS	MD	1/12/96
ENG'R:	SHEET #:	
GH	1 OF 1	
PRJ. ENG'R:	PRJ. MANG'R:	
DRAWING NO:	REV:	
0960010	3	

**SINGLE WALL MOUNT ASSEMBLY**

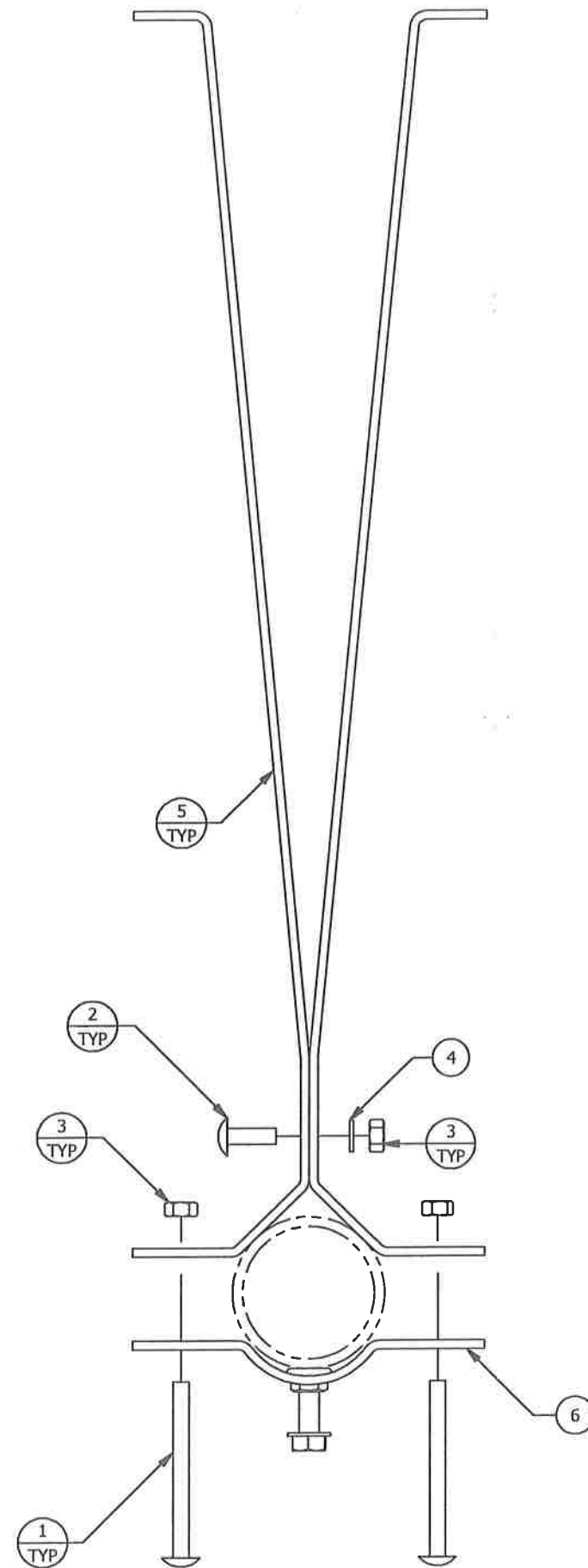
FILE NO.

BILL OF MATERIAL			
ITEM	QTY	P/N	DESCRIPTION
1	2	220031	BOLT 1/4x2-3/4 CARR FT ZP
2	1	220346	BOLT 1/4 X 3/4 CARR ZP (-20)
3	3	240005	NUT 1/4 HEX ZP (-20 )
4	1	250120	WASHER 1/4 SPLIT LOCK ZP
5	2	SEE TABLE A	STRAP SPECIFICATION WILL VARY
6	1	FH518	BRACKET ASSEMBLY

TABLE A	
P/N	DESCRIPTION
FH74	STRAP 10-1/4" X1-1/4X10GA
FH75	STRAP 12-9/16" X1-1/4X10GA
FH76	STRAP 16-11/16"X1-1/4X10GA PG
FH77	STRAP 23-3/16" X1-1/4X10GA PG
FH78	STRAP 29-9/16"X1-1/4X10GA PG
FH79	STRAP 30"X1-1/4X10GA PG

REVISION				
REV.	DESCRIPTION	DWN	CHK	APP
1	REVISED TO LATEST FORMAT		JEC	

DATE: 7/12/2016



**TOP MOUNT ARIEL VIEW**



P.O. BOX 5999  
PEORIA, IL 61601-5999  
TOLL FREE 800-727-ROHN

THIS DRAWING IS THE PROPERTY OF ROHN. IT IS NOT TO BE REPRODUCED, COPIED OR TRACED IN WHOLE OR IN PART WITHOUT OUR WRITTEN CONSENT.

**SINGLE WALL MOUNT ASSEMBLY**

DWN: TDS	CHK'D: MD	DATE: 1/15/1996
ENGR: BH	SHEET #: 1 OF 1	
PRJ. ENGR:	PRJ. MANG'R:	
DRAWING NO: C960013	REV: 1	

# DOUBLE WALL MOUNT ASSEMBLY

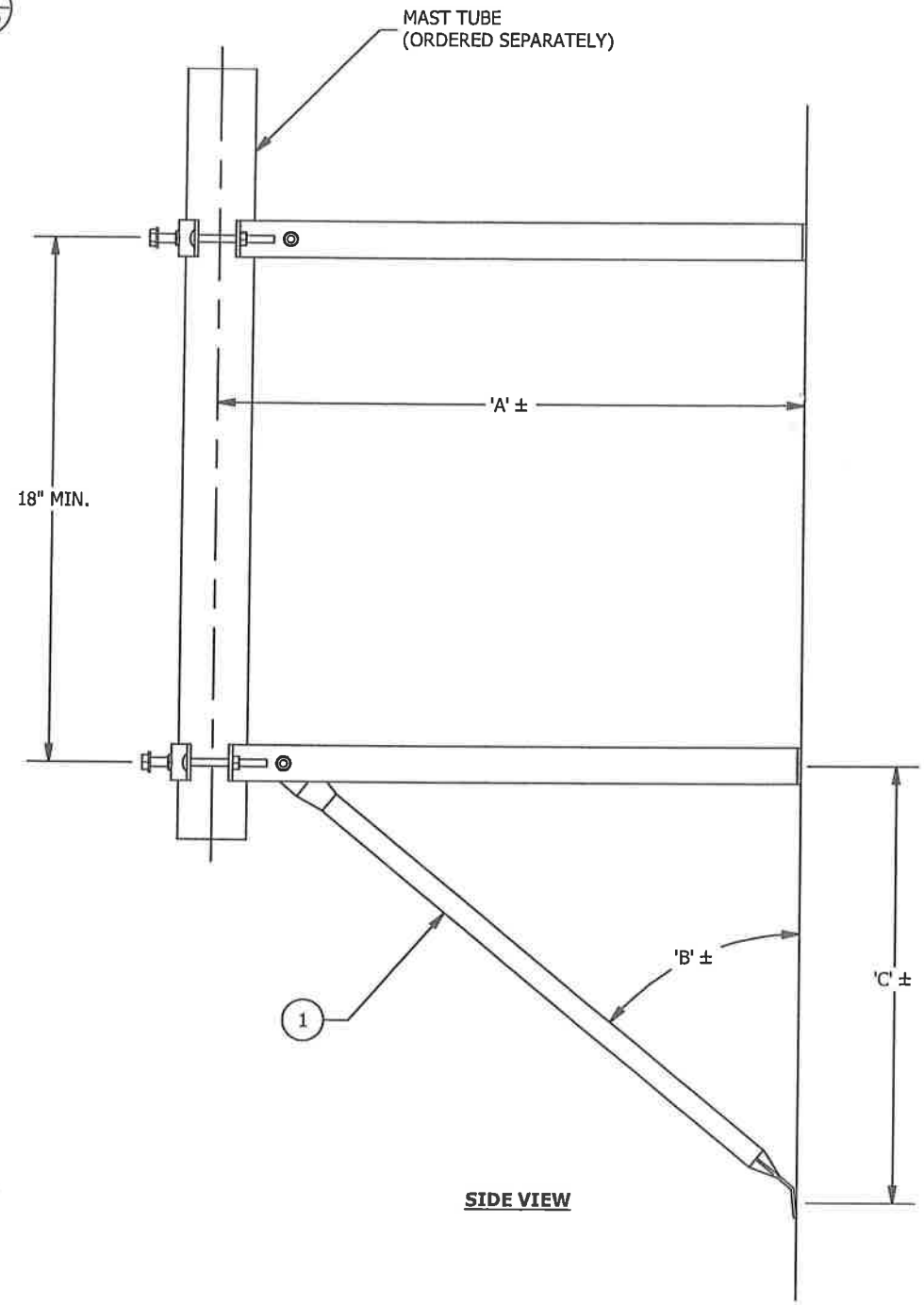
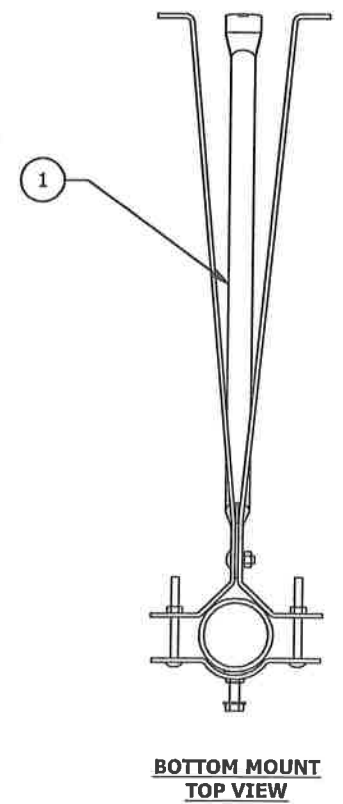
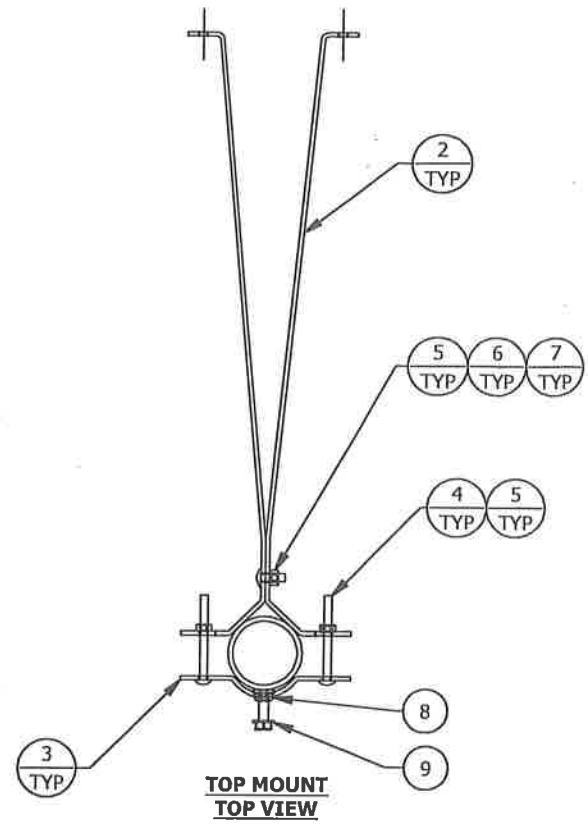
FILE NO.			
REVISION			
REV.	DESCRIPTION	DWN	CHK APP
	REMOVED SPREAD DIMENTION	JHY	
DATE: 04/21/2015			

BILL OF MATERIALS				
ITEM	QTY	P/N	DESCRIPTION	DWG
1	1	SEE TABLE 'A'	TUBE 3/4X18GAX24-3/8" PG	A930036
2	4	SEE TABLE 'B'	WALL MOUNT STRAP	B960008
3	2	FH80	BRACKET 5-3/4" X1-1/4X10GA	A960006
4	4	220031	BOLT 1/4 X 2-3/4 CARR ZP (-20)	N/A
5	6	240005	NUT 1/4 HEX ZP (-20 )	N/A
6	2	220346	BOLT 1/4 X 3/4 CARR ZP (-20)	N/A
7	2	250120	WASHER 1/4 SPLIT LOCK ZP	N/A
8	2	240104	NUT 5/16-18 HEX SM FLANGE ZP	N/A
9	2	220333	BOLT 5/16-18x1" HWHD GR2 ZP	N/A

TABLE 'A'			
ASSEMBLY P/N	P/N	DESCRIPTION	MOUNT SIZE
WM8D	FH59	TUBE 3/4 X 18GA X 10-7/8" PG	8"
WM12D	FH60	TUBE 3/4 X 18GA X 16-1/2" PG	12"
WM18D	FH61	TUBE 3/4 X 18GA X 25" PG	18"
WM24D	FH62	TUBE 3/4 X 18GA X 32" PG	24"

TABLE 'B'		
ASSEMBLY P/N	P/N	DESCRIPTION
WM8D	FH75	8" WALL MOUNT STRAP PG
WM12D	FH76	12" WALL MOUNT STRAP PG
WM18D	FH77	18" WALL MOUNT STRAP PG
WM24D	FH78	24" WALL MOUNT STRAP PG

MOUNTING DIMENSIONS			
ASSEMBLY P/N	'A'	'B'	'C'
WM8D	9 9/16"	50 DEG.	6 7/16"
WM12D	1'-1 5/8"	51 DEG.	9 3/8"
WM18D	1'-8 1/16"	50 DEG.	1'-2 15/16"
WM24D	2'-2 7/16"	53 DEG.	1'-6 3/16"



**ROHN**  
PRODUCTS, LLC

P.O. BOX 5999  
PEORIA, IL 61601-5999  
TOLL FREE 800-727-ROHN

THIS DRAWING IS THE PROPERTY OF ROHN. IT IS NOT TO BE REPRODUCED, COPIED OR TRACED IN WHOLE OR IN PART WITHOUT OUR WRITTEN CONSENT.

**DOUBLE WALL MOUNT ASSEMBLY**

DWN: TDS	CHK'D: MD	DATE: 7/28/2014
ENGR: BH/PDC	SHEET #: 1 OF 1	
PRJ. ENGR:	PRJ. MANG'R:	
DRAWING NO: C960014	REV: 2	