

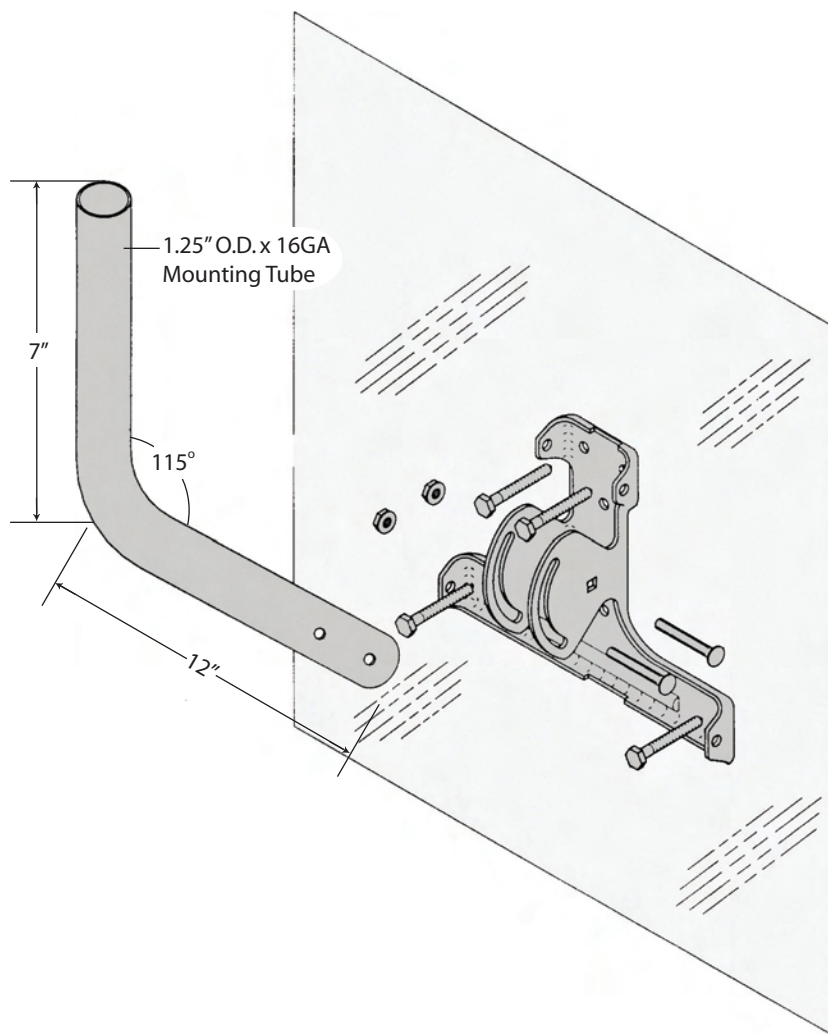
WALL MOUNTS





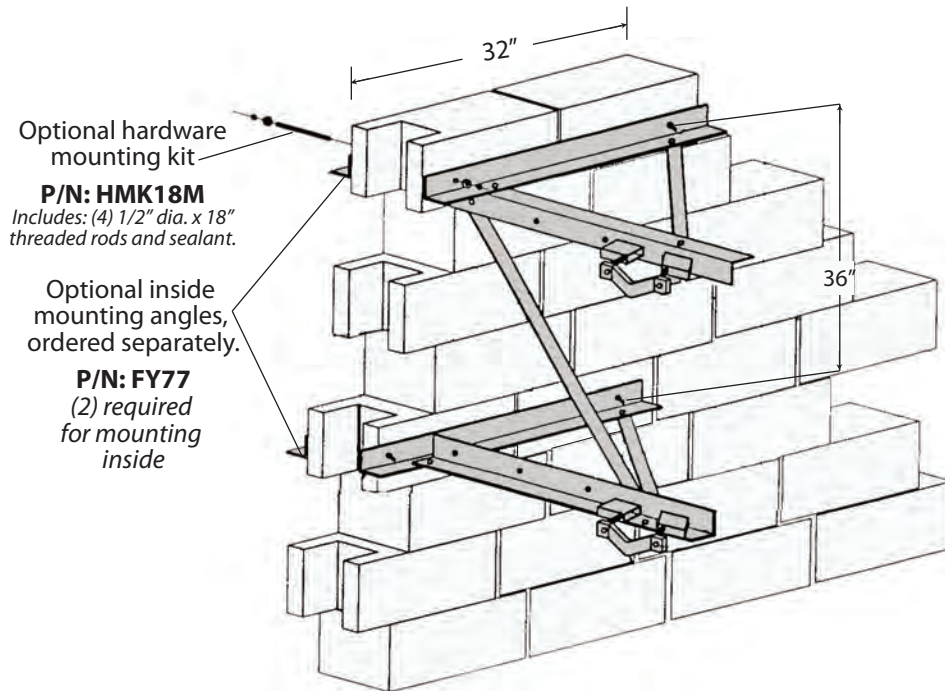
1LG

The Universal One-Legged Mount (1LG) may be the one and only mount that can be installed on any part of any building. This mount is designed for many types of antennas – home, TV, MMDS, DBS and more. The mount has a 1-1/4" O.D. mounting pipe and includes (4) 1/4" dia. x 2" long lag screws for installation. The mount is galvanized for corrosion protection and goes together quickly. The mount is easily shipped via UPS.



PWM

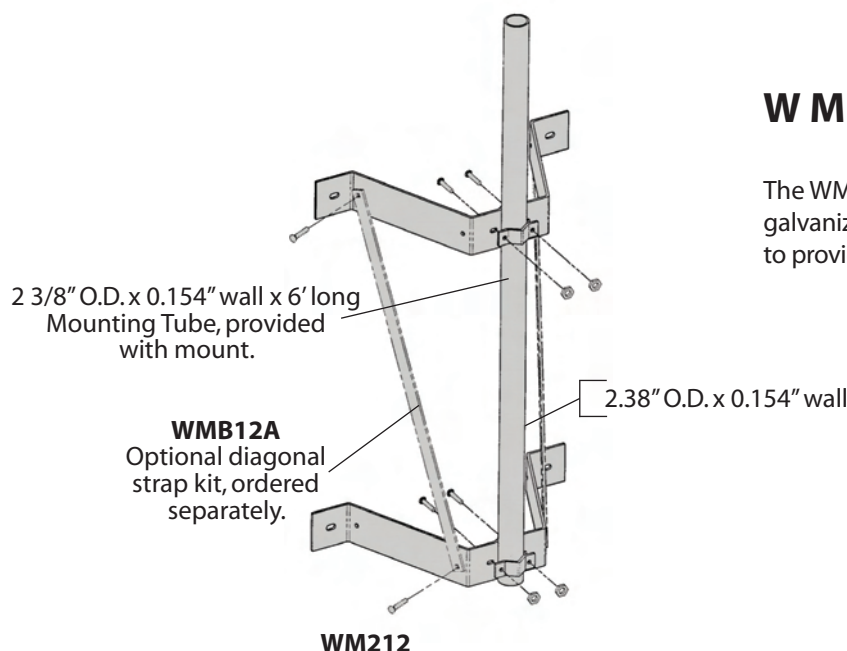
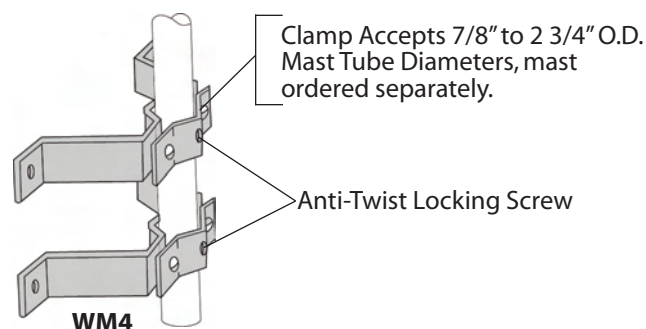
The ROHN Pole Wall Mount (PWM) is designed to support most Satellite, PCS, Cellular, and Microwave antennas. The PWM allows you to vary the mounting pipe length and diameter, accepting 2 7/8" O.D. - 5" O.D. mounting tubes. The PWM is hot-dip galvanized after fabrication for corrosion protection, and can easily be shipped UPS.



Adjustable mast offset from wall at 16", 22" and 28"

WM 4

The WM4 mount provides 3" clearance to the wall. The WM4 is hot-dip galvanized for corrosion protection. Masts are held in place with a unique "Anti-Twist" locking clamp. This mount includes (4) 1/4" dia. x 2" long lag screws for mounting.



WM 212

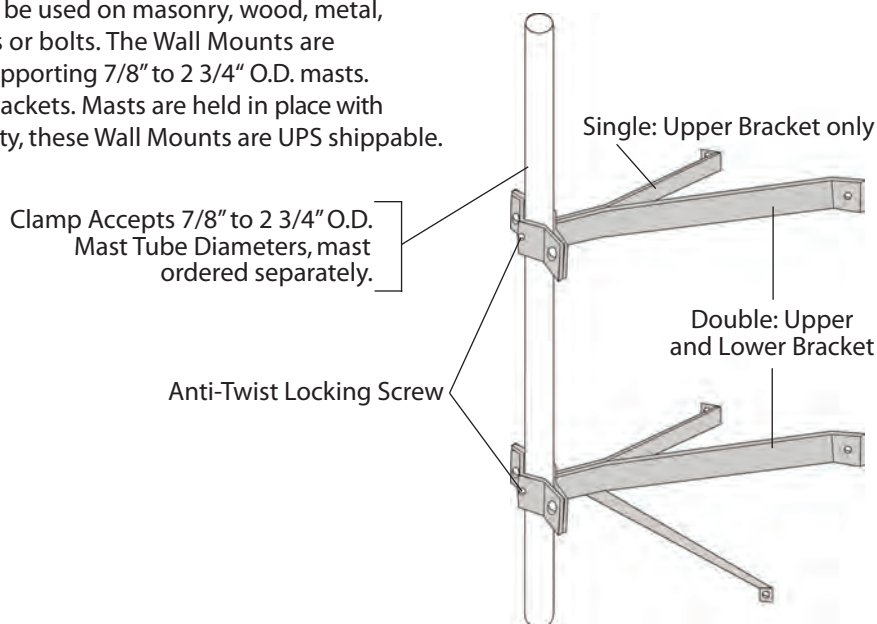
The WM212 mount provides 12" clearance to the wall. The WM212 is hot-dip galvanized for corrosion protection. Optional WMB12A diagonal is available to provide extra strength. Mount is pre-drilled to accept 1/2" dia. connectors.

EXTENDED WALL MOUNT ASSEMBLIES

Single and double extended wall mount assemblies can be used on masonry, wood, metal, and other types of walls using up to 1/4" dia. lag screws or bolts. The Wall Mounts are versatile, coming in a variety of stand off lengths and supporting 7/8" to 2 3/4" O.D. masts. The mounts are available as single brackets or double brackets. Masts are held in place with a unique "Anti-Twist" locking clamp. Galvanized for durability, these Wall Mounts are UPS shippable.

Single:	Wall Clearance
WM6S	6" clearance
WM8S	8" clearance
WM12S	12" clearance
WM18S	18" clearance
WM24S	24" clearance
Double:	Wall Clearance
WM8D	8" clearance
WM12D	12" clearance
WM18D	18" clearance
WM24D	24" clearance

NOTE: Connectors to wall not included.

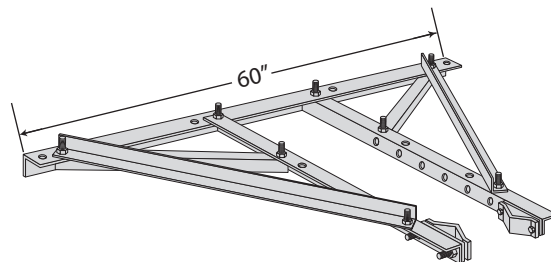


G-SERIES WALL BRACKETS & BASE MOUNTS

The HBUTVRO provides lateral support for 25G, 45G and 55G bracketed towers.

The bracket is pre-drilled to accept 5/8" dia. connectors to wall at 16" or 24" spacing.

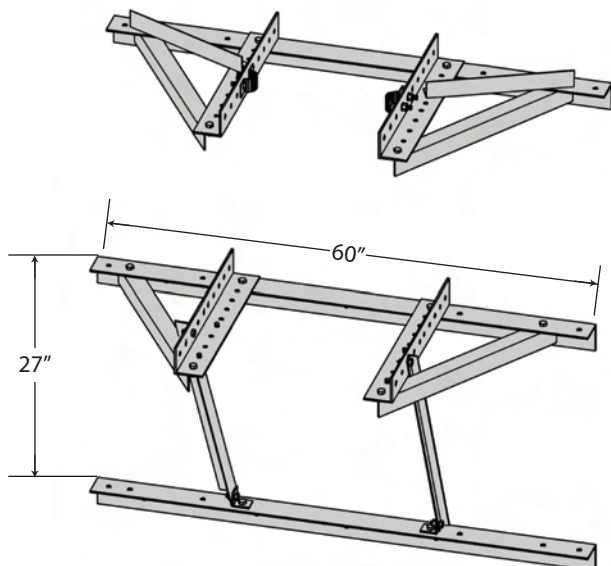
Adjustable to position tower 18" - 36" from wall.



HBUTVRO

25GWM

FOR 25G WALL SUPPORTED TOWERS



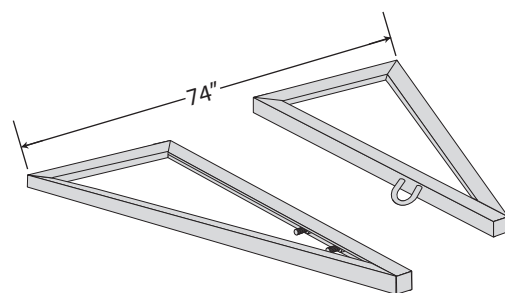
The 25GWM upper bracket provides lateral support for 25G wall supported towers. The lower bracket provides both lateral and vertical support. The 25G base plate (P/N KH6775, not shown) is provided with mount to provide an adjustable 6" - 20" of clearance to wall.

The brackets are pre-drilled to accept 5/8" dia. connectors at 16" or 24" spacing. A minimum 5' separation between the top and bottom brackets is recommended.

The KH1014 bracket provides lateral support for 65G bracketed towers.

The brackets are pre-drilled to accept 3/4" dia. connectors to wall at various center-to-center spacings (4.75" increments).

Adjustable to position tower 18" - 30" from wall.



KH1014
FOR 65G BRACKETED TOWERS

All mounts shown are hot-dip galvanized.