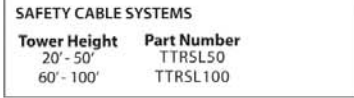
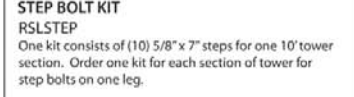
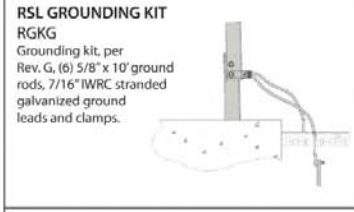
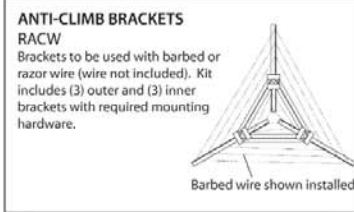
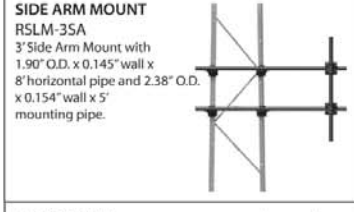
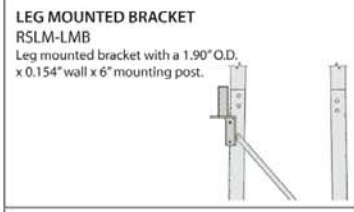

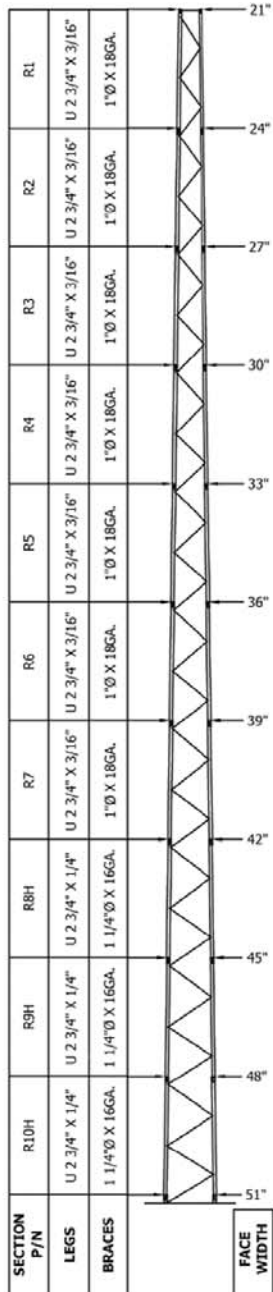


The all new, **RSL**  
COMPLETELY REDESIGNED

## 50' - 100' Self Supporting Towers



The ROHN RSL tower reaches above line-of-site obstacles such as tree tops, hilly terrain and buildings. If your site is remote or rugged, ROHN tower manufacturer ships the lightweight tower to you knocked-down to reduce shipping costs and time. Available in heights from 20' - 100'. Available in standard and heavy models. Base template available for easy installation. Affordable kit tower with large bearing capacity. All tower material hot-dip galvanized after fabrication

### STEP 1 - ORDER TOWER SECTIONS

(50') Sections 1-5	RSL50L15
(60') Sections 1-6	RSL60L16
(70') Sections 1-7	RSL70L17
(80') Sections 1-8	RSL80L18
(90') Sections 1-9	RSL90L19
(100') Sections 1-10	RSL100L10

### STEP 2 - ORDER BASE

Anchor Bolt Base For Section 5	RAL05
Anchor Bolt Base For Section 6	RAL06
Anchor Bolt Base For Section 7	RAL07
Anchor Bolt Base For Section 8	RAL08
Anchor Bolt Base For Section 9	RAL09
Anchor Bolt Base For Section 10	RAL10

### STEP 3 - ORDER TOP PLATE

Top Plate For Sections R1 & R2	RTP12
Top Plate For Sections R3 & R4	RTP34
Top Plate For Sections R5 & R6	RTP56

### STEP 4 - ORDER OPTIONAL 3' MAST

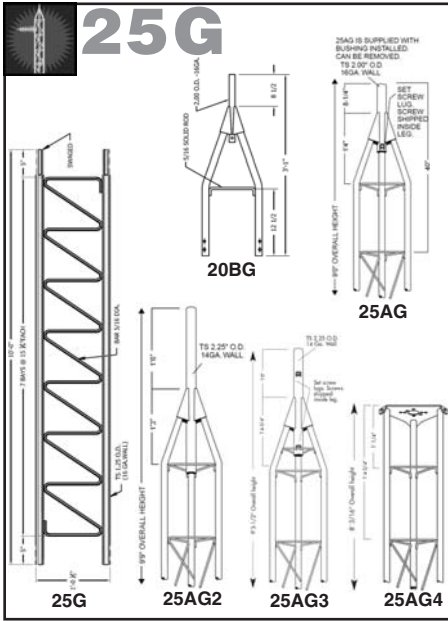
2-3/8" OD 3' Mast To Fit On Top Plate	RSLTMA
---------------------------------------	--------

### STEP 5 - ORDER OPTIONAL ACCESSORIES

Leg Mount w/2-3/8" x 5' Vertical Mast	RSLM-DLM
Face Mount w/2-3/8" x 5' Vertical Mast	RSLM-DFML
Side Arm Mount w/2-3/8" x 5' Vertical Mast	RSLM-3SA
Leg Mount Bracket w/1-7/8" x 6" Mount Pipe	RSLM-LMB
50' Tuf-Tug Safety Cable	TTRSL50
100' Tuf-Tug Safety Cable	TTRSL100
Ground Kit w/(6) 10' Rods, Ground Leads & Clamps	RGKG
Ground Kit w/(1) 8' Rod, Ground Leads & Clamps	BGK3G
Anti Climb Brackets For Barbed Wire (not incl.)	RACW
Step Bolt Kit For 10' Section (1 Leg)	RSLSTEP
Top Closing Angle Kit	RSLH_A
Accessory Shelf For Sections 1&2	RASK12
Accessory Shelf For Sections 3&4	RASK34

**TUBE BRACING**  
CLASS I LOADING

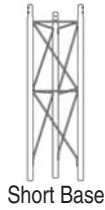
**TUBE BRACING**  
CLASS II LOADING



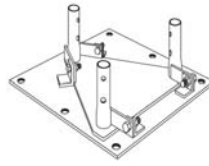
## 25G Series Guyed Tower

25G	10' Straight Section
25G5	5' Straight Section
20BG	3' Top Section - 2" OD, 1 Bolt Lug
25AG	9' Top Section - 2" OD, 1 Bolt Lug
25AG2	9' Top Section - 2.25" OD, Long Pipe
25AG3	9' Top Section - 2.25" OD, 2 Bolt Lugs
25AG4	8' Flat Top Section - use w/TB3
SBH25G	3' 4" Hinged Base Section
SB25G	3' Short Base Section
SB25G5	5' Short Base Section
BPH25G	Hinged Base Plate
1/2X12BB	Anchor Bolts For BPH25G & BPH45G
BPC25G	Concrete Base Plate - 15" Square, 3/16" Thick
25GSSB	Concrete Base Plate - 19" Square, 1/2" Thick
5/8X12BB	5/8" X 12" Anchor Bolts for BPH45G
KH8175A	Template & 4 Anchor Bolts for 25GSSB
260145G	12" Anchor Bolts for 25GSSB (Needs 4 Per Base)
3/4X12PP	3/4" X 12" Pier Pin
R-SDB25G	Single Drive-In Base Plate
FR25G	Flat Roof Mount
25JBK	25G Bolt Kit
25ACL3	25G Anti-Climb Sheets - Set of 3
DM25G2	Dish Mount w/2" Standard Pipe
SA253UA	Sidearm Mount 30" - 36"
UHF25G	12" Sidearm Mount for 1.25" antenna
TB3	Thrust Bearing for 2" O.D. Pipe
TB50	Tower Bushing for 1.25" O.D. Pipe
RP25G	Rotor Post
AS25G	Accessory Shelf
APL25G	Top Beacon Plate
GA25GD	Guy Assembly
KY2041A	3 Hole Waveguide Bracket for G Series
HB25AG	House Bracket 0-15"
HB25BG	House Bracket 0-24"
HB25CG	House Bracket 0-36"
HBUTVRO	Heavy Duty House Bracket 18" - 36"
25GWM	Wall Mount for 25G Tower Up To 50'
EF2545	Erection Fixture
WP25G	Work Platform

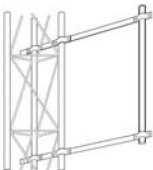
Hinged Base



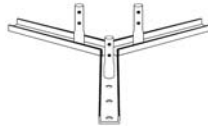
Short Base



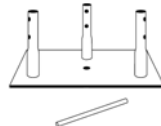
Hinged Base Plate



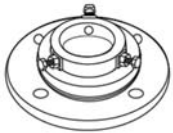
Sidearm Mount



Flat Roof Mount



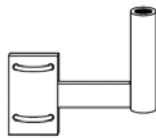
Concrete Base Plate  
Pier Pin



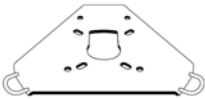
Thrust Bearing



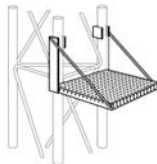
Tower Bushing



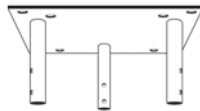
Rotor Post



Accessory Shelf



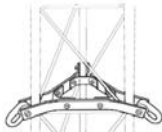
Work Platform



Top Beacon Plate



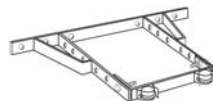
Erection Fixture



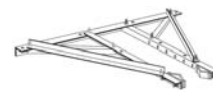
Guy Assembly



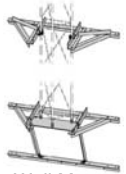
Waveguide Brackets



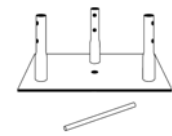
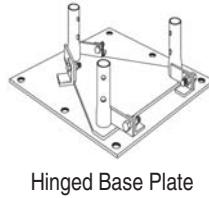
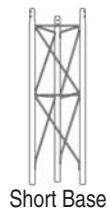
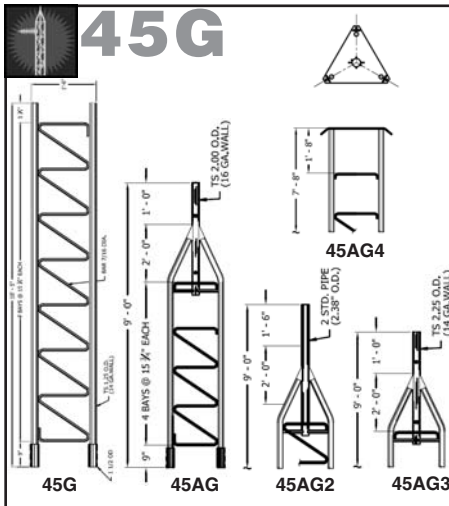
House Bracket



Heavy Duty  
House Bracket

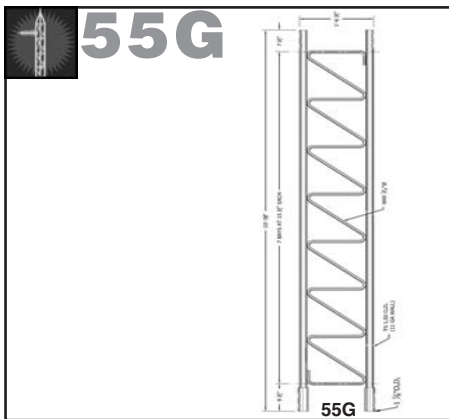


Wall Mount



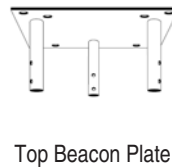
### 45G Series Guyed Tower

45G	10' Straight Section
45AG	9' Top Section - 2" O.D. Mast with 2 Bolt Lugs
45AG2	9' Top Section - 2-3/8" O.D. Mast
45AG3	9' Top Section - 2-1/4" O.D. Mast with 2 Bolt Lugs
45AG4	8' Top Section
SB45G	5' Short Base
BPH45G	Hinged Base Plate
1/2X12BB	Anchor Bolts For BPH25G & BPH45G
5/8X12BB	5/8" X 12" Anchor Bolts for BPH45G
BPC45G	Concrete Base Plate
3/4X12PP	3/4" X 12" Pier Pin
45JBK	45G Bolt Kit
ACL455	45G Anti-Climb Sheets - Set of 3
DM45G2	Dish Mount with 2-3/8" O.D. Mast
DM454	Dish Mount with 4-1/2" O.D. Mast
AS455G	Accessory Shelf
APL45G	Top Beacon Plate
BPL45G	Top Plate
GA45GD	Guy Assembly
KY2041A	3 Hole Waveguide Bracket for G Series
WP45G	Work Platform for 45G
TB50	Tower Bushing for 1-1/4" O.D. Mast



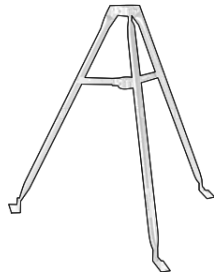
### 55G Series Guyed Tower

55G	10' Straight Section
SB55G	5' Short Base Section
APL55G	Top Beacon Plate
BPC55G	Concrete Base Plate
55JBK	55G Bolt Kit
DM554	Dish Mount with 4-1/2" O.D. Mast
GA55GD	Guy Assembly
AS455G	Accessory Shelf
KY2041A	3 Hole Waveguide Bracket for G Series






Flat Roof Mount



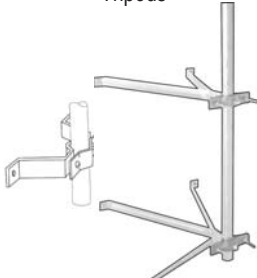
Tripods



Galvanized Mast



Rubber Mat



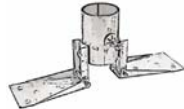
Wall Mounts



Telescoping Mast



U-Bolt



Ridge Mount

## Masts, Roof Mounts and Wall Mounts

FRM125	Flat Roof Mount - 1-1/4" Mast 60" Tall
FRM166	Flat Roof Mount - 1-5/8" Mast 30" Tall
FRM225	Flat Roof Mount - 2-1/4" Mast 60" Tall
FRM238	Flat Roof Mount - 2-3/8" Mast 30" Tall
FRM238SP5	Flat Roof Mount - 2-3/8" Mast 60" Tall
JRM23805	Flat Roof Mount - 2-3/8" Mast 60" Tall
JRM23810	Flat Roof Mount - 2-3/8" Mast 120" Tall
FRMMAT	Non-Skid Rubber Mat - 42" x 36" x 1/8"
JRMMAT	Non-Skid Rubber Mat - 2 pcs 42" x 18" x 1/8"
JRMPAD	Non-Skid Rubber Mat - 3 pcs 72" x 24" x 3/8"
FRMHDWI	Hardware Kit For FRM Mounts (Less Mast)
TRT36	36" Galvanized Steel Tripod holds up to 1-3/4" mast
TRT60	60" Galvanized Steel Tripod holds up to 1-3/4" mast
TRTAG2	60" Heavy Duty Steel Tripod holds up to 2-3/8" mast
160505PHS	5' x 1-3/4" Galvanized Steel Mast
161005PHS	10' x 1-3/4" Galvanized Steel Mast
M200H	10' x 2" Heavy Duty Steel Mast
WM4	4" Wall Mount for 1-1/4" to 2-1/4" mast
WM8D	8" Double Wall Mount for 1-1/4" to 2-1/4" mast
WM12D	12" Double Wall Mount for 1-1/4" to 2-1/4" mast
WM18D	18" Double Wall Mount for 1-1/4" to 2-1/4" mast
WM24D	24" Double Wall Mount for 1-1/4" to 2-1/4" mast
SHRM	Saw Horse Roof Mount for 2.88" to 5.00" mast
H30	30' Telescoping Mast
H40	40' Telescoping Mast
H50	50' Telescoping Mast
GTMBL	Base Plate For H Series Telescoping Masts
JR64A	3/8" U-Bolt 3-1/2" Wide 4-5/8" Deep
JR84AW	1/2" U-Bolt 3" Wide
JR85AW	1/2" U-Bolt 4-1/2" Wide 6" Deep
JR88AW	1/2" U-Bolt 3-1/2" Wide 6" Deep
KA66	5" x 5" x 1/4" Steel Plate for installing PWM on inside of wall
UM30	Universal Ridge Mount for H30
UM40	Universal Ridge Mount for H40
UM50	Universal Ridge Mount for H50

**SELF-SUPPORTING**

# SSV


Up To 320'  
Call For Details!

**GENERAL USE**

The ROHN SSV tower has been in service for over 30 years. The design utilizes standard parts arranged to create a unique structure. The legs are tubular with angle braces at the bottom and solid legs and braces in the top sections. This tower is used in a variety of applications, from PCS structures and Broadband to Security and Sports Lighting and more. The SSV has proven to be one of the industry's most efficient and preferred structures. All ROHN towers are hot-dip galvanized, inside and out for corrosion protection.

Section Number	Nominal Spread Dimension	
	Upper	Lower
1W	1'- 2"	1'- 2"
2W	1'- 2"	1'- 6"
3WN	1'- 6"	1'- 10"
4N	1'- 10"	2'- 2"
5N	2'- 2"	2'- 6"
6N	2'- 6"	4'- 6 1/4"
7N	4'- 6 1/4"	6'- 6 3/4"
8N	6'- 6 3/4"	8'- 6 3/4"
9N	8'- 6 3/4"	10'- 6 3/4"
10N	10'- 6 3/4"	12'- 7 1/4"
11N	12'- 7 1/4"	14'- 7 7/8"
12N	14'- 7 7/8"	16'- 8 3/8"
13N	16'- 8 3/8"	18'- 8 3/8"
14N	18'- 8 3/8"	20'- 9 3/8"
15N	20'- 9 3/8"	22'- 9 3/8"
16N	22'- 9 3/8"	24'- 9 3/8"

320' Tower



Guy Wire



Cable Clamp



Thimble



Turnbuckles



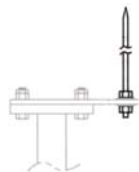
Big Grip



Anchor Rods



Strain Insulator



Grounding Rod



Guy Ground Kit

## Guying and Grounding

3/16EHS18	3/16" Guy Wire - 500'
3/16EHS21	3/16" Guy Wire - 1000'
1/4EHS18	1/4" Guy Wire - 500'
1/4EHS21	1/4" Guy Wire - 1000'
5/16EHS18	5/16" Guy Wire - 500'
5/16EHS21	5/16" Guy Wire - 1000'
TBSAFETY	1/4" Guy Wire - 15' with two 1/4" clamps
3/8S	Shackle - 3/8"
1/4TH	Thimble - 1/4"
5/16THH	Thimble - 5/16"
3/8THH	Thimble - 3/8"
7/16THH	Thimble - 7/16"
1/2THH	Thimble - 1/2"
3/8TBE&E	Turnbuckle - 3/8" x 6" Eye to Eye
3/8TBE&J	Turnbuckle - 3/8" x 6" Eye to Jaw
1/2TBE&E	Turnbuckle - 1/2" x 12" Eye to Eye
1/2TBE&J	Turnbuckle - 1/2" x 12" Eye to Jaw
5/8TBE&J	Turnbuckle - 5/8" x 6" Eye to Jaw
260004P	5/8" x 18" Eye Bolt w/Nuts
3/16CCF	Galvanized Cable Clamps - 3/16"
1/4CCF	Galvanized Cable Clamps - 1/4"
BG2142	Big Grips - 3/16"
BG2144	Big Grips - 1/4"
BG2146	Big Grips - 5/16"
EP25343	3 Hole Equalizer Plate
EP25345	5 Hole Equalizer Plate
GAS604	4' Anchor Rod with 6" Ground Screw
GAR30	7' Anchor Rod with Eye
GAC3455	7' Anchor Rod with 5 Hole Plate
GAC5655	10' Anchor Rod with 5 Hole Plate
GAC5755	14' Anchor Rod with 5 Hole Plate
CPC575	Ground Lug For 3/4" Anchor Rod
CPC1125	Ground Lug For 1" - 1-1/2" Anchor Rod
CPC152	Ground Lug For 1-1/2" - 2" Anchor Rod
AGK1G	Set of (3) 8' Ground Rods w/45' Copper Wire
340028	Guy Wire Clamp For AGK1G
R-LRCL	5' x 5/8" Threaded Copper Clad Grounding Rod with nuts
R-GR8G	8' x 5/8" Galvanized Ground Rod w/Clamp

## Accessories

ACWS	Anti-Climb Warning Sign
PNTNPO5	1gal International Orange Paint
PNTNPW9	1gal International White Paint