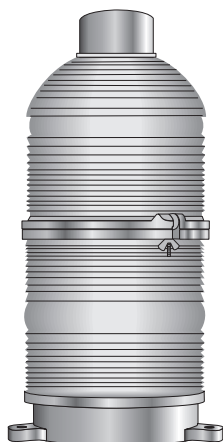




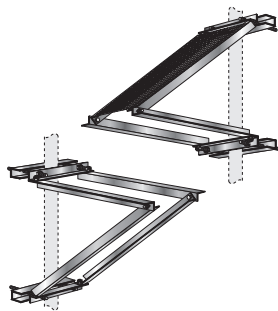
LIGHTING

Beacons and Lenses




Description	Part Number	Weight
Beacon (red glass)	B1R	77
Upper Beacon Lens, red	AP3557	6
Center Beacon Lens, red	AP3556	14
Lower Beacon Lens, red	AP3555	11
Two lower red beacon lenses - glued	AP3555/5	22
One upper red beacon lens & one center red beacon lens - glued	AP3556/7	20
Clear Glass Silicon Sealant (glue)	550020	3 oz.

Ice Shields and Beacon Mounts



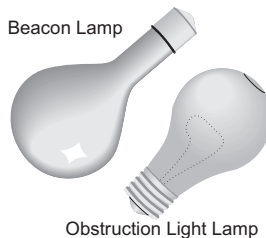
Description	Part Number	Weight
Heavy Duty Ice Shield for beacon. Framework construction with heavy grating attaches to tower leg above beacon.	ISBEACON	43
Beacon Leg Mount for sections not listed below	APL1258UM	31
Beacon Leg Mount for 1W or 2W tower section	APL1W2WA	26
Beacon Leg Mount for 3WN tower section	APL3WNA	26
Beacon top mounting plate for 4 inch flange plate	APL4A	14
Beacon top mounting plate for 4.5 inch flange plate	APL4HA	17
Beacon top mounting plate for 5 inch flange plate	APL5A	18
Beacon top mounting plate for 6 inch flange plate	APL6A	20
Beacon top mounting plate for 7 inch flange plate	APL7A	24

Obstruction Lights



Description	Part Number	Weight
Obstruction Light, Single (red)	OB1	4
Obstruction Light, Double (red)	OB2	8
Obstruction Light Red Lens	530230	2

Lamps



Description	Part Number	Weight
Beacon Lamp (3,000 hour) - 120 volt	B620W	2/24
Obstruction Light Lamp (8,000 hour) - 120 volt	OB116W	12/120
Obstruction Light Lamp (2,000 hour) - 230 volt	OB100W	12/120