


**NON-PENETRATING FLAT-ROOF MOUNT**

A wide variety of different antenna mounts fit this non-penetrating roof mount including the SLP-F, 18DISH, 1820DISH and DTV66E series antennas as well as most 18" and 24" oval dishes. You can also drill clearance holes for any other small dish foot pattern you might wish to attach.

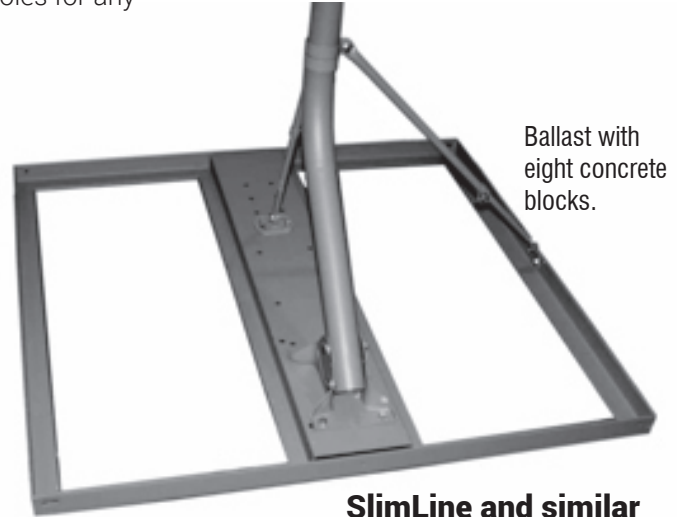
**Watch For  
Overhead Wires!**

**DANGER**

**Contact With Electric Wires Can Be FATAL!  
Use Gloves and Wash Hands After Use!**

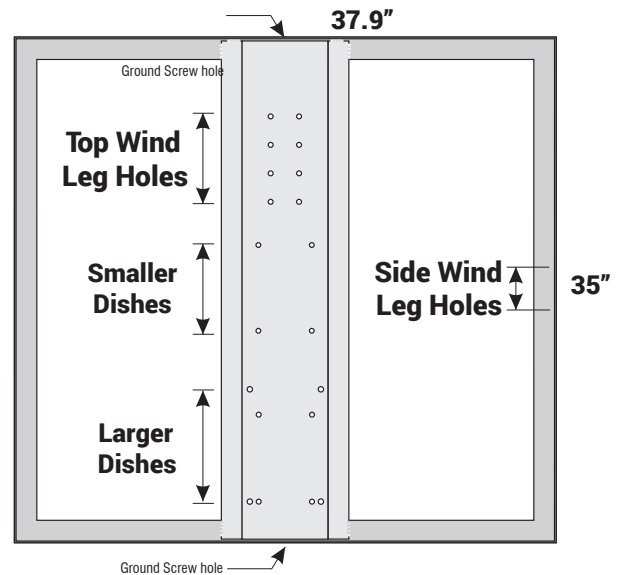
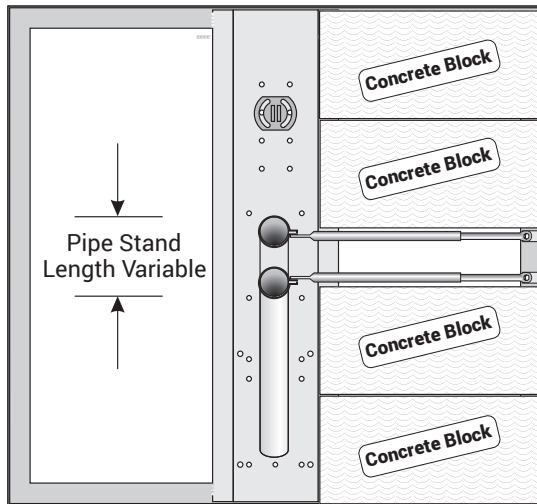


**18 or 24" oval and similar**



Ballast with eight concrete blocks.

**SlimLine and similar**



The topmost holes (eight) are for attachment of a 'wind leg' brace. the center holes (four) accommodate a small dish in the center of the frame if you prefer that location. The lower set of various hole patterns accommodate the larger antennas and still provide enough space for one wind leg at the top and one to the side (neither are included). If you refer to the upper left photo, you can see the correct arrangement of the optional 'wind leg' braces.

The optional side mounted wind leg can be mounted in several locations of the side frame. The pipe stands provided with antennas can vary in length, therefore you need to select the side hole that aligns best with the mount you are installing. The above drawing shows two different optional locations for the side wind leg depending on the pipe stand length. Use the included angle bracket in the bolt kit bag to attach the side wind leg to the frame.

**Bolt Kit Contents:**

- One (1) Angle Bracket
  - Eight (8) 5/16" x 0.75" Hex head bolts Grade 5
  - Four (4) 5/16" Hex nuts
  - Six (6) 5/16" Split ring lockwashers
  - Two (2) 5/16" Flat washers
  - Two (2) Green self-tapping ground screws
- Two self-tapping ground screws are included in the bolt kit. Refer to local codes for ground wire requirements.

**As a safety precaution, always tether roof mounts with a stranded steel cable. We highly recommend our PVTK1 Tether Kit.**

You must space the concrete blocks out to allow passage of the side wind leg to the side frame.

We offer a rubber mat for this mount that is slightly larger than the mount frame and helps protect the roof surface from indentations - part number **NPRMAT8**.