

# Product Data Sheet

1-855-276-5772 or 780-702-7577  
 info@kpperformance.com  
 15397 117 Ave, Edmonton, AB T5M3X4, Canada



KPP-5SX4-65

## 4.9 GHz to 6.4 GHz, 65 Degree Sector Antenna, 17.5 dBi, 4-Port, ±45 Slant

- 0° fixed electrical downtilt
- ProLine sector with stable and high gain over a wide bandwidth
- Interference mitigation with azimuth and elevation side-lobe suppression
- Ideal for 6-sector frequency-reuse three or 4-sector frequency-reuse two

### Electrical Specification

Frequency Band	MHz	4900-5400	5400-5900	5900-6400
Gain	dBi	16.0±0.25	17.0±0.25	17.5±0.5
Polarization		Slant (±45°)	Slant (±45°)	Slant (±45°)
Horizontal HPBW	Degree	63±2	60±2	55±3
Horizontal Squint	Degree	±3	±3	±2
Vertical HPBW	Degree	8.5±0.4	8.0±0.2	7.8±0.2
Electrical Downtilt	Degree	0	0	0
Front-to-Back Ratio @ 180° ±30°	dB	38	40	34
Upper Side Lobe Suppression (+20°)	dB	16	17	16
Cross-polarization Ratio over HPBW	dB	15	15	14
VSWR		1.5 typ   1.7 max	1.5 typ   1.7 max	1.5 typ   1.7 max
Return Loss	dB	14 typ   10 max	14 typ   10 max	14 typ   10 max
Port-to-Port Isolation	dB	28	24	23
Max. Input Power per Port	W	50	50	50
Impedance	Ohms	50	50	50




### Mechanical Specifications

RF Connector Type	N-type Female
RF Connector Quantity	4
RF Connector Position	Bottom of radome
Electrical Grounding	RF connector grounded to reflector and mounting bracket
Radome Material	UV resistant PVC
Reflector Material	Anodized Aluminium
Ingress Protection	IP55 rain and dust resistant
Wind Load, frontal	148N @ 160km/h   33lbf @ 100mph
Max. Wind Speed	160km/h   100mph
Temperature Range	-40° to +60° C   -40° to +140° F

### Bracket Specifications

Material Type	Powder Coated High-Strength Aluminium
Mechanical Tilt (Degree)	-1 to +20 (Slot 1)   -9 to +14 (Slot 2)
Mounting Type	Pipe Mount
Mounting pole diameter	19 mm – 114 mm   0.75 in – 4.5 in
Antenna-to-Pipe Distance	121 mm   4.8 in
Bracket-to-Bracket Distance	357 mm   14 in

# Product Data Sheet

 1-855-276-5772 or 780-702-7577  
 info@kpperformance.com  
 15397 117 Ave, Edmonton, AB T5M3X4, Canada



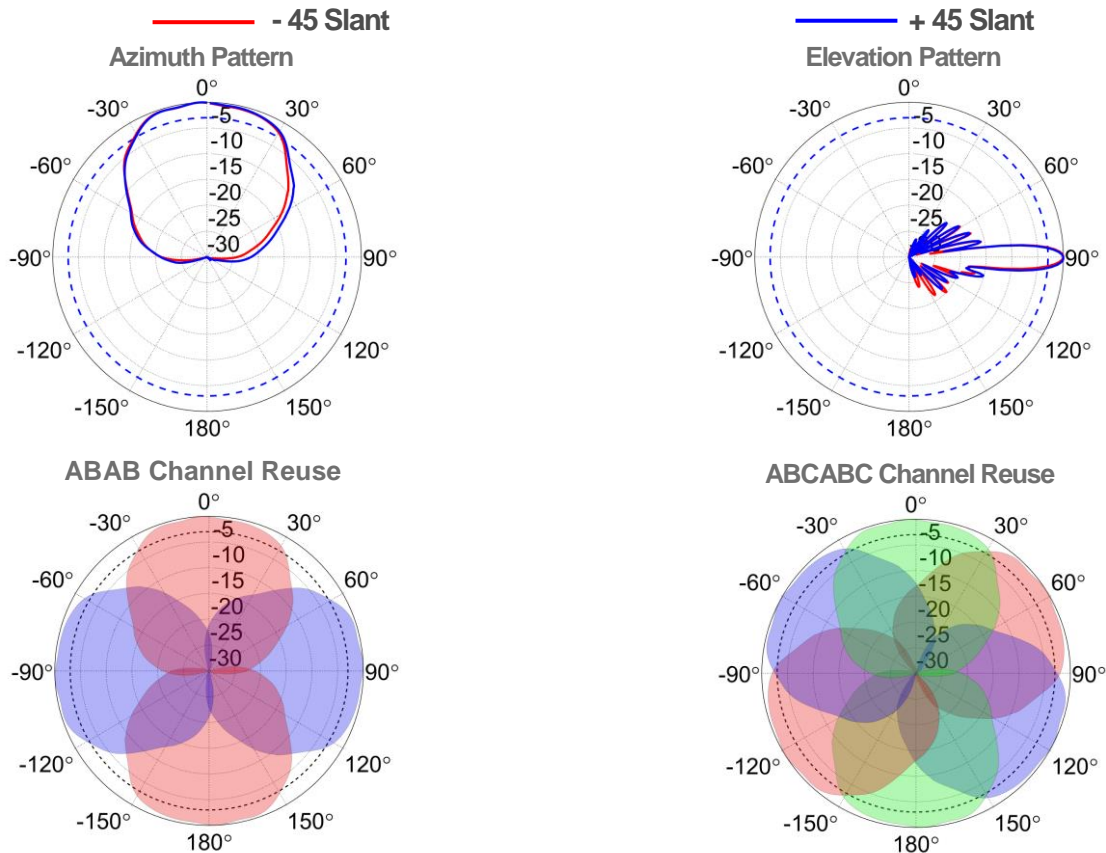
## Sector Dimensions

Length	450 mm		17.7 in
Width	246 mm		9.7 in
Height	67 mm		2.6 in
Net Weight, with brackets	6.3 kg		13.8 lb

## Shipping Dimensions

Length	660 mm		26.0 in
Width	315 mm		12.4 in
Height	200 mm		7.9 in
Net Weight	6.4 kg		14.1 lb

## Graphical Data



## Appendix

**HPBW:** Average and variation of the antenna's 3dB beamwidth (half power beamwidth) in its horizontal (Azimuth) or vertical (Elevation) pattern.  
**Horizontal Squint:** Angle in the antenna's azimuth pattern in which the maximum gain occurs. Reported is the maximum variation in the frequency band.  
**Electrical Downtilt:** Angle in the antenna's elevation pattern in which the maximum gain occurs.  
**Gain:** Antenna's average gain and variation in each frequency band.  
**Front to Back Ratio @ 180° ±30°:** Difference between the antenna's maximum gain and the maximum gain in the antenna's back lobe over ±30° angles.  
**Upper Side Lobe Suppression:** The maximum value for the antenna's elevation upper side lobes from the main beam to +20°.  
**Cross-polarization Ratio over HPBW (dB):** Maximum difference between the co-polarization and cross-polarization gain across the sector's HPBW.