

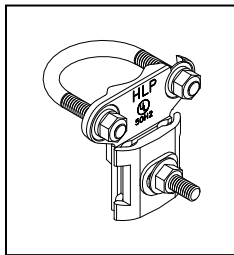
### #CPC & #APC PIPE CONNECTORS

#### Description

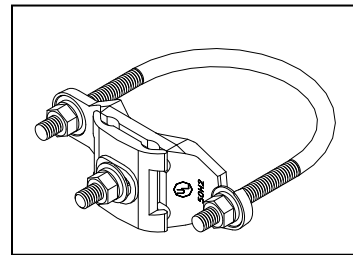
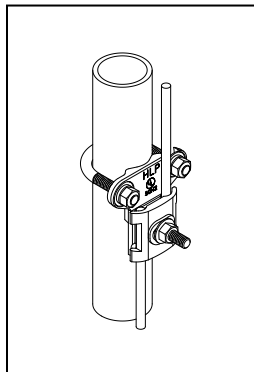
- Manufactured from electroplated tinned bronze or aluminum
- Wider conductor range; #6 up to 250 MCM
- Features “quick connect”, bi-directional design
- PEM® stud ensures a flush mounting surface
- Dual UL listing; exceeds direct burial requirements

Product Number	Material Type	Nominal Pipe Size Range	Outside Diameter Pipe Size Range
CPC .5/.75	Tinned Bronze	.5" - .75"	.375" – 1"
CPC 1/1.25	Tinned Bronze	1" – 1.25"	.75" – 1.7"
APC 1/1.25	Aluminum	1" – 1.25"	.75" – 1.7"
CPC 1.5/2	Tinned Bronze	1.5" – 2"	1" – 2.4"
APC 1.5/2	Aluminum	1.5" – 2"	1" – 2.4"
CPC 2.5/3	Tinned Bronze	2.5" – 3"	2.25" – 3.5"
APC 2.5/3	Aluminum	2.5" – 3"	2.25" – 3.5"
CPC 3.5/4	Tinned Bronze	3.5" – 4"	3.2" – 4.5"
APC 3.5/4	Aluminum	3.5" – 4"	3.2" – 4.5"

For Pipe Sizes ½" to 1" use a 305 Ground Rod Connector



1/1.25



1.5/2 – 3.5/4

