



## Parabolic antenna JRMB-680-24

Antenna JRMB-680-24 is designed for microwave links at the frequency band 24 GHz. Precise performance with deep reflector dish is complying with standard ETSI EN 302-217-4-2 class 2. High cross-port isolation allows use system with polarizing separation.

### Electrical parameters:

<b>Frequency range</b>	24.0 – 24.5 GHz
<b>Gain</b>	41.7 ± 0.5 dBi
<b>Side lobe level</b>	≤ 15 dB
<b>Front to back ratio</b>	≥ 52 dB
<b>Beamwidth<sub>-3 dB</sub></b>	1.2°
<b>Cross-port isolation</b>	≥ 45 dB
<b>Return loss (VSWR)</b>	≥ 18 dB ( ≤ 1.3)
<b>Polarization</b>	Vertical / Horizontal
<b>ETSI standard</b>	EN 302-217-4-2 v1.5.1 Class 2

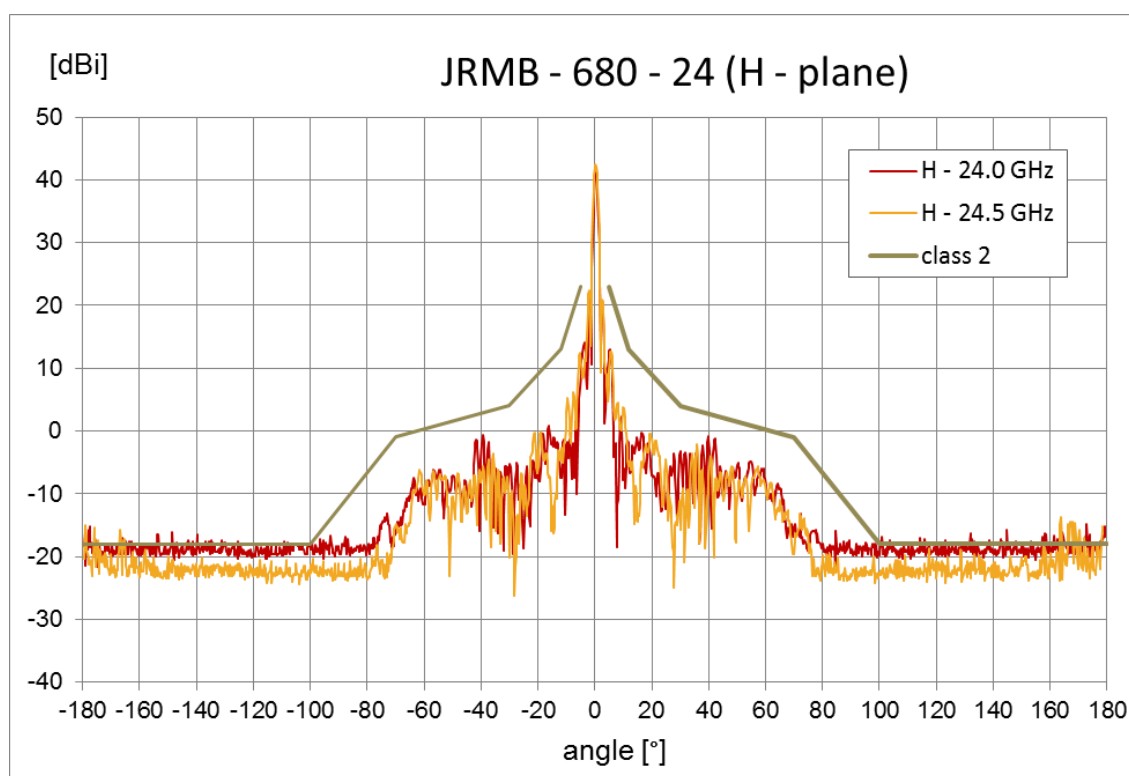
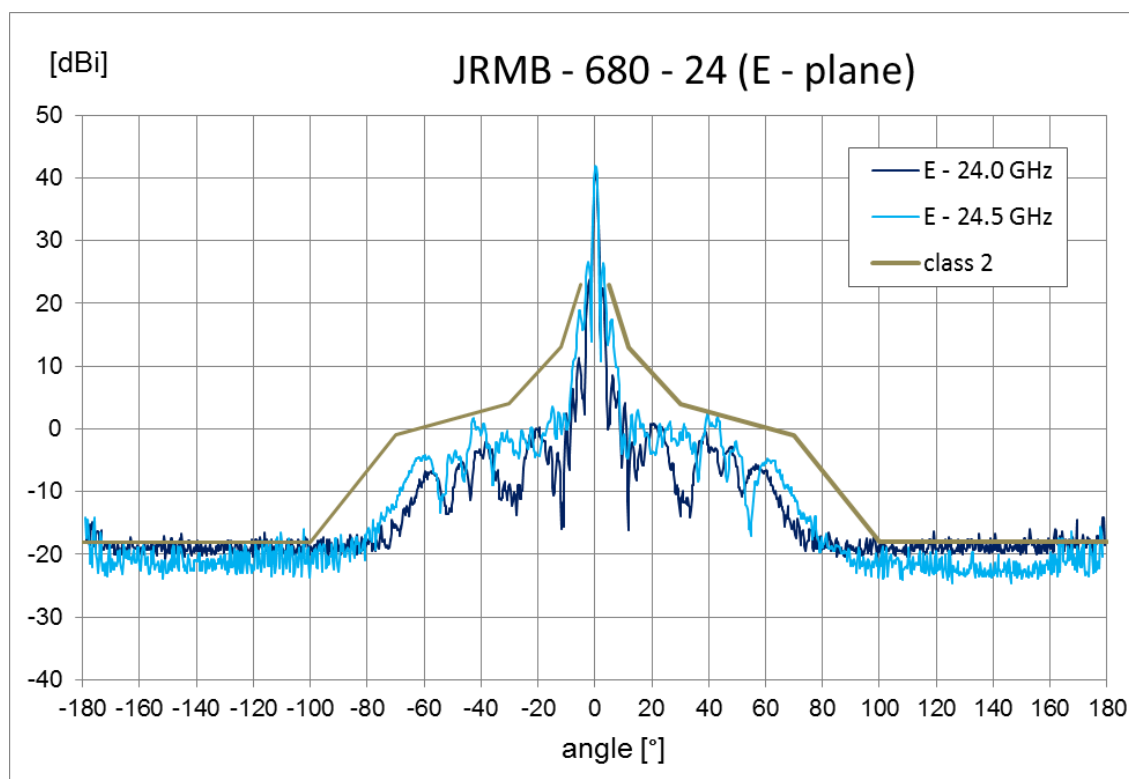
### Mechanical parameters:

<b>Parabola</b>	Ø 680 mm, Aluminium alloy
<b>Cover</b>	UV steady plastic ABS
<b>Input / output</b>	Circle waveguide Ø 8 mm
<b>Installation for mast</b>	Ø 40 - 120 mm
<b>Operating wind load</b>	180 km/h
<b>Survival wind load</b>	240 km/h
<b>Weight of antenna</b>	10.2 kg (22.5 lbs.)
<b>of holder</b>	3.5 kg (7.7 lbs.)
<b>Shipping dimensions</b>	800 mm x 800 mm x 435 mm

The antenna is supplied together with a massive bracket that allows easy mounting on a mast. Bracket can be installed separately on the mast. Subsequently, you can simply hang up the antenna with microwave unit into it. Whole antenna system has extreme wind stability. We recommend mounting on the mast with minimal Ø 50 mm in the areas with the occurrence of the adverse weather conditions. Bracket allows fine setting elevation (of gradient) and azimuth ± 20°. It is possible to mount to right and left side.

## Parabolic antenna JRMB-680-24

### Measurement of radiation pattern:



## Parabolic antenna JRMB-680-24

### Outline:

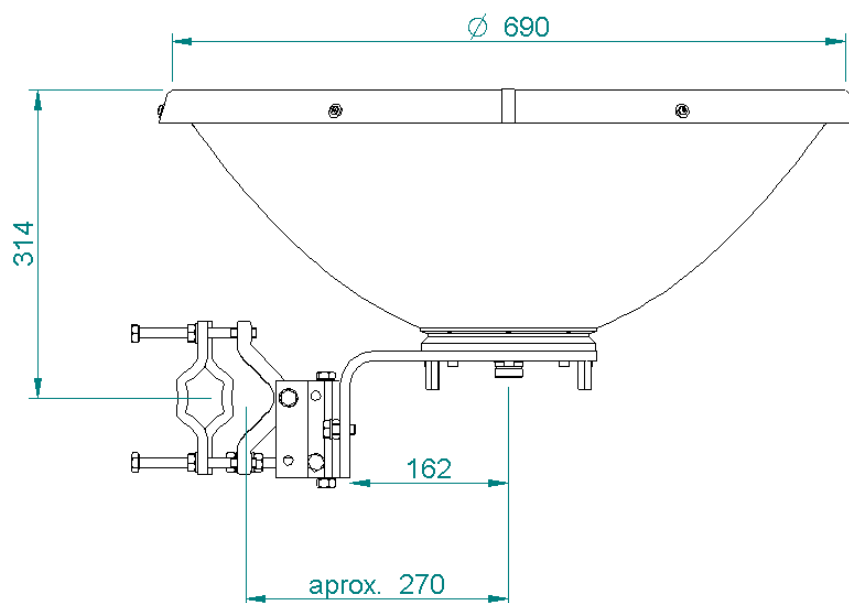


Fig. 1 Antenna dimensions

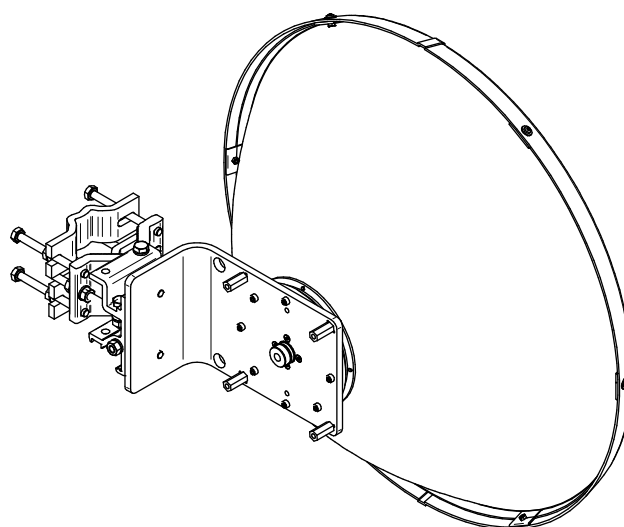
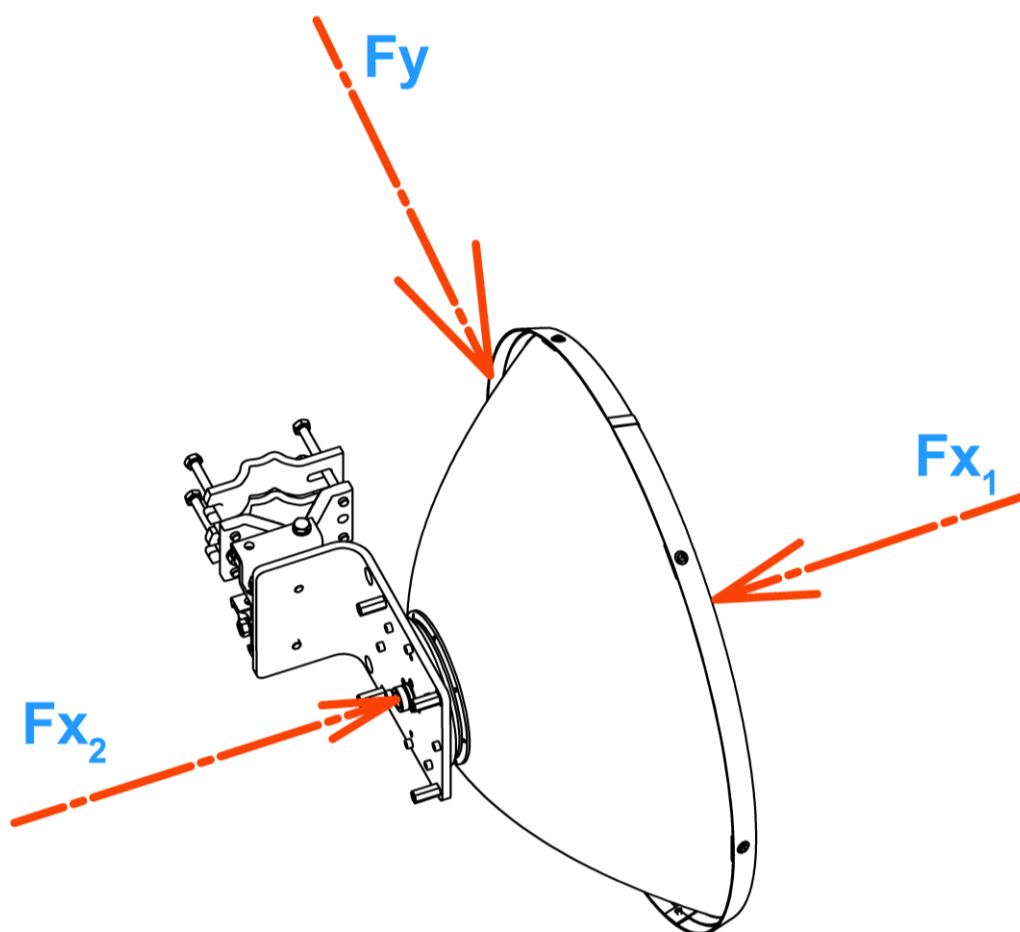


Fig. 2 Antenna with massive bracket (back side)

## Parabolic antenna JRMB-680-24

### Wind loading:



Wind Loading at 200 km/h (125 mph)		
Direction	Force [N]	Force [lbf]
Fx1	707	159
Fx2	792	178
Fy	71	16