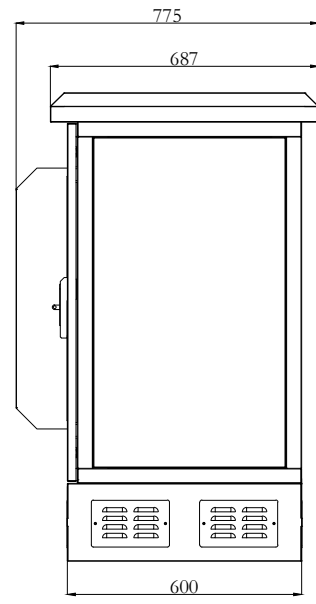
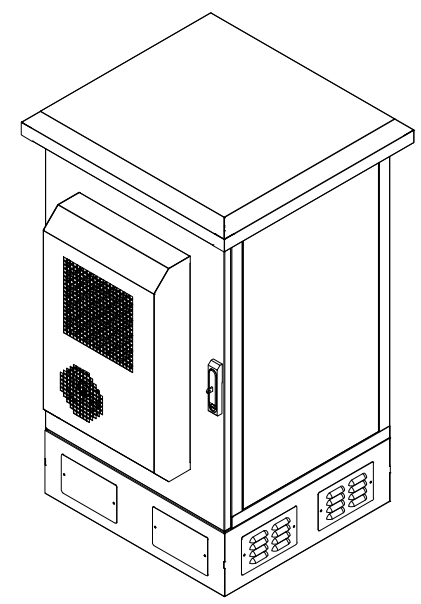


Front View



Side View



General View

**Description**

18RU 650mm Wide x 600mm Deep (internal size, not include the a/c and top roof shelter)  
OUTDOOR FREESTANDING Cabinet | Grey, IP55

\* Lockable Front Door, 4 Vertical Rails (cable rings included)  
\* 400W AC110V 60Hz Air Conditioner on the front door (x 1), rear door open access

\* 1\*48V DC Fans on the TOP Roof for emergency using  
Optional Accessories:

\* Door Alarm sensor (x 1); DC48V LED LIGHT (x 1);  
\* Load Capacity 500KG  
\* Includes 150mm High Plinth  
\* Includes 30 x Cage Nut Sets


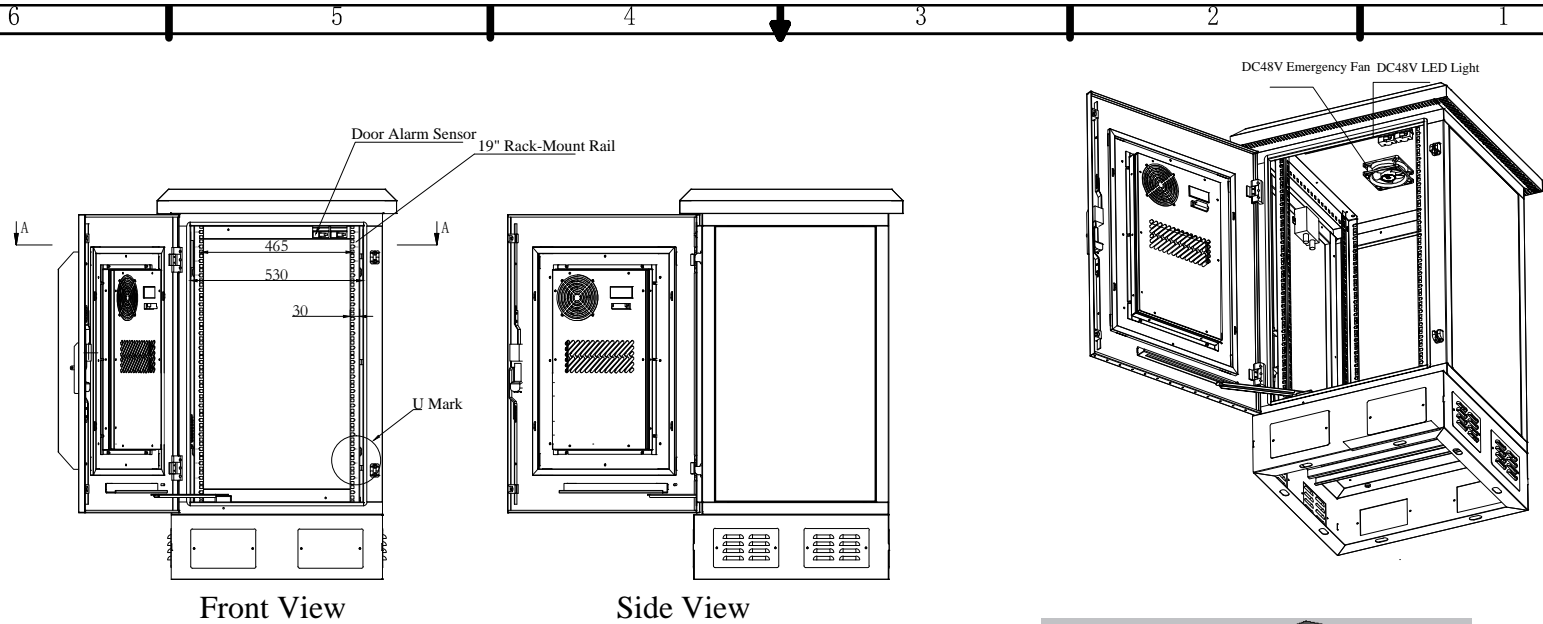
**NOTES:**

- 1.INSTALLATION SHALL COMPLY WITH ALL APPLICABLE NATIONAL, STATE AND LOCAL ELECTRICAL REGULATIONS.
- 2.REFER TO PRODUCT DOCUMENTATION FOR ADDITIONAL DETAILS PRIOR TO INSTALLATION AND SITE PREPARATION WORK.
3. ALL DIMENSIONS ARE IN MILLIMETERS [MM].

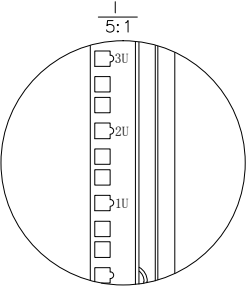
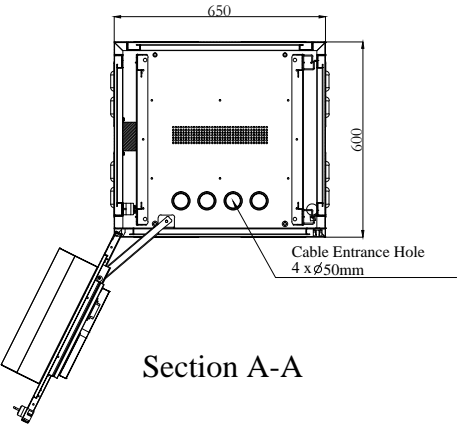
THIS DRAWING AND SPECIFICATIONS HEREIN ARE THE PROPERTY OF LightSaber AND SHALL NOT BE COPIED, REPRODUCED OR USED IN WHOLE OR IN PART, AS THE BASIS FOR THE MANUFACTURE OR SALE OF ITEMS WITHOUT WRITTEN PERMISSION FROM LightSaber. THIS DRAWING IS BASED UPON LATEST AVAILABLE INFORMATION AND IS SUBJECT TO CHANGE WITHOUT NOTICE.



TITLE: IP55 Outdoor Cabinet AC110V 60Hz,400W Air Conditioner		DWG NO: LSO-18UOD-650600-AC400W	REV. R0
DRAWN BY:	Kai.Z	2020-06-20	A
ENGINEER:	Pin.W	2020-06-20	
APPROVED BY:	Tony.C	2020-06-20	
PROJECT:	SHEET 1 OF 1		A4



General View-rear door



- NOTES:
- 1.INSTALLATION SHALL COMPLY WITH ALL APPLICABLE NATIONAL, STATE AND LOCAL ELECTRICAL REGULATIONS.
  - 2.REFER TO PRODUCT DOCUMENTATION FOR ADDITIONAL DETAILS PRIOR TO INSTALLATION AND SITE PREPARATION WORK.
  - 3.ALL DIMENSIONS ARE IN MILLIMETERS [MM].

THIS DRAWING AND SPECIFICATIONS HEREIN ARE THE PROPERTY OF LightSaber AND SHALL NOT BE COPIED, REPRODUCED OR USED IN WHOLE OR IN PART, AS THE BASIS FOR THE MANUFACTURE OR SALE OF ITEMS WITHOUT WRITTEN PERMISSION FROM LightSaber. THIS DRAWING IS BASED UPON LATEST AVAILABLE INFORMATION AND IS SUBJECT TO CHANGE WITHOUT NOTICE.



TITLE:		DWG NO: LSO-18UOD-650600-AC400W		REV.
IP55 Outdoor Cabinet AC110V		DRAWN BY: Kai.Z		R0
60Hz,400W Air Conditioner		ENGINEER: Pin.W		A
PROJECT:		APPROVED BY: Tony.C		
SHEET 1 OF 1		2020-06-20		