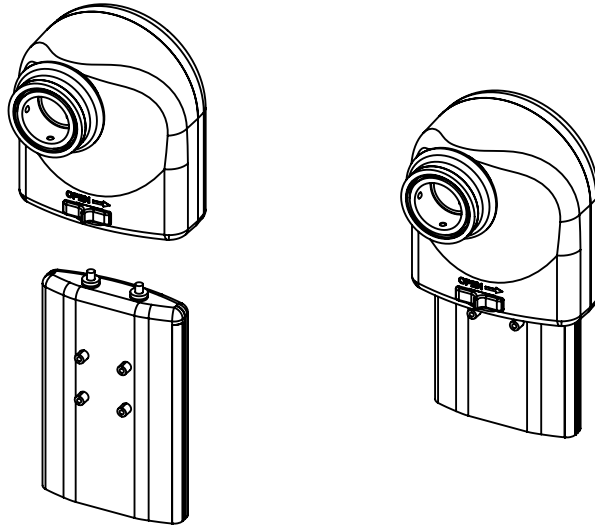


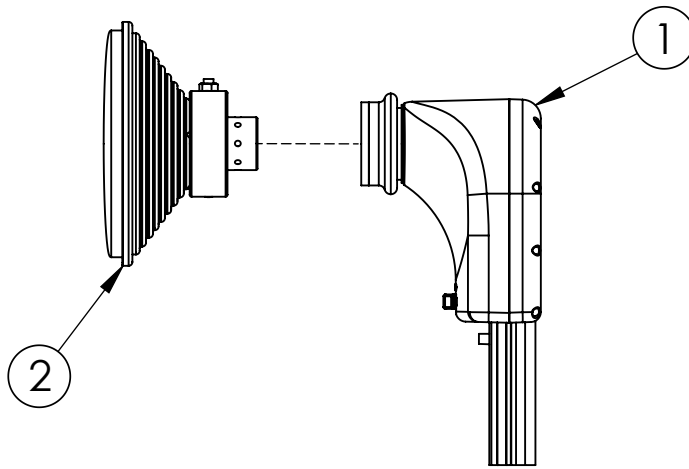
KP-5PDA-EPMP2000 INSTALL SHEET

Horizontal/Vertical
Polarization

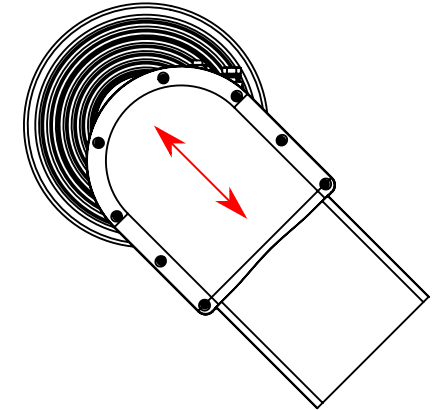
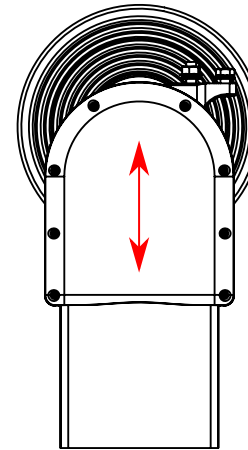
+/- 45 Slant
Polarization



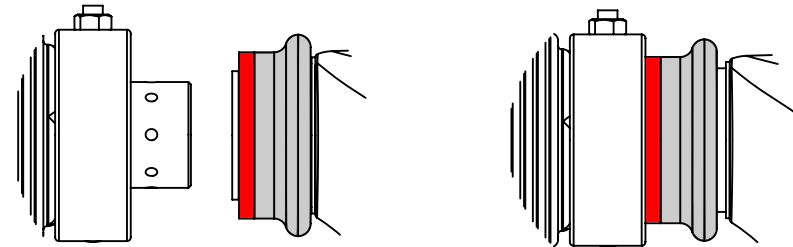
1. Push Cambium ePMP2000 radio into the adapter until it locks into place. Slide tab on adapter to release the radio.



2. Align assembled radio adapter with feed assembly's input waveguide.



3. For horizontal/vertical polarization, align the radio to point up-down. For +/- 45 Slant polarization, align the radio at a 45 degree angle.



4. Pull back collar on Quick-Connect Waveguide Coupler. Slide adapter over feed assembly. Release collar to lock into place.

NO.	Description	QTY
1	KP-5PDA-EPMP2000	1
2	ProLine 5GHz Horn or Parabolic Antenna	1