



☎ 1-855-276-(KPPA) 5772 or 780-702-7577
💻 info@kppperformance.ca
✉ 15497 117 Ave, Edmonton, AB T5M3X4, Canada
✉ 3000 West Commerce, Dallas, TX 75212, USA

Dual-sector antenna KPPA-3S3S-65SA

3 GHz band, $\pm 45^\circ$ slant polarisation

The new generation of dual-antennas from KP combine two complete radiating systems within a single rugged radome. This arrangement allows complete coverage while reducing tower rental and installation costs.

Features:

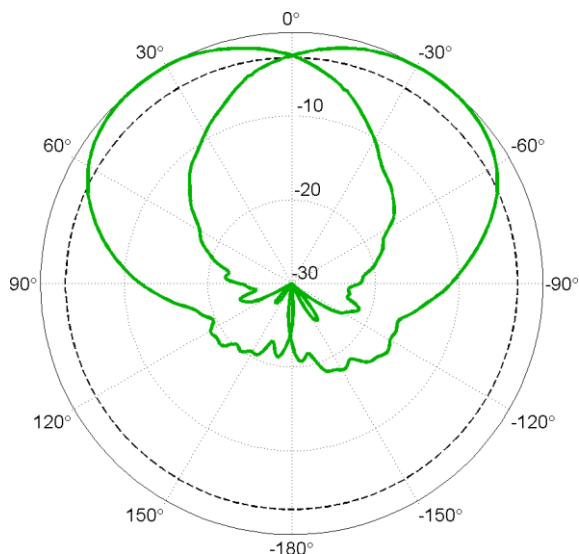
- Two 65° sector antennas in a single radome, mounted 60° apart
- High gain of 16.5 dBi per port, four ports
- Clean patterns for frequency re-use on the same tower
- Supplied with KP's over-designed universal adjustable bracket, in hot-dip galvanised steel, with wide U-bolts for mounting on poles or tower legs up to 4".
- Mounting space for two ePMP radios on back

Advantages:

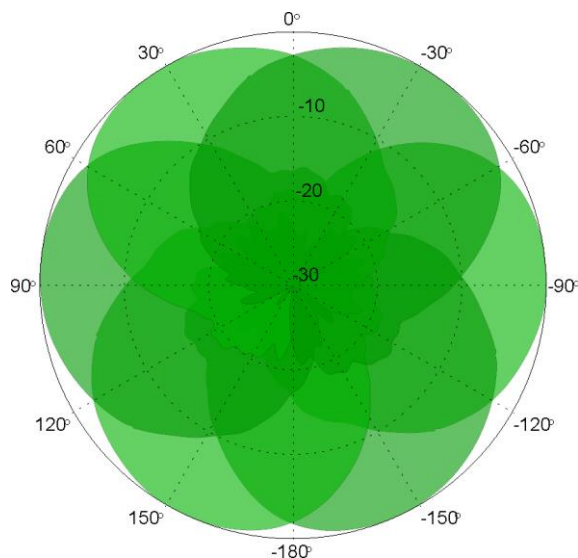
- Reduced inches on tower, only 27" tall
- Single mounting point means half the tower rental
- Lower wind resistance than two equivalent sectors
- Faster installation
- Greater coverage than a single sector

Overview pattern diagrams:

A single KPPA-3S3S-65SA has two dual-pol ports, each with a radiation pattern offset from the centre.



Three KPPA-3S3S-65SA mounted around a tower give complete coverage, at full sector gain.



Also available:

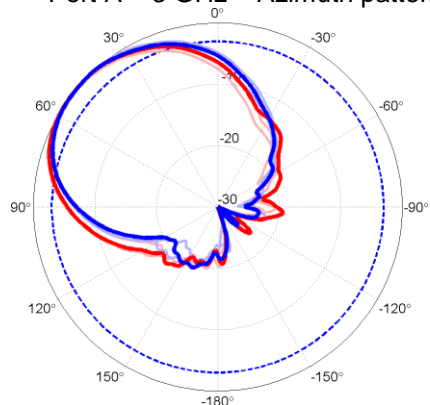
- 2 GHz and 5 GHz single-band dual sectors in a single radome
- 2/3, 2/5, 3/5 GHz dual-band sectors in a single radome
- 2, 3 and 5 GHz single-band quad-pol sector antennas

KPPA-3S3S-65SA Detailed specifications

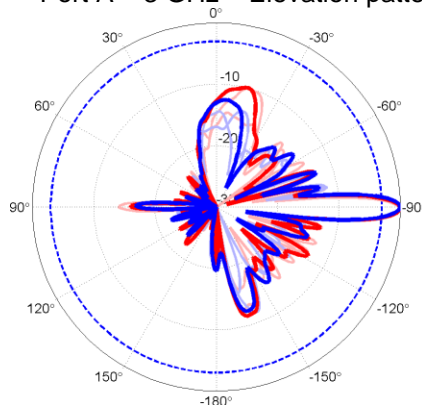
Electrical	Port A	Port B
Frequency range	3500-3700 MHz	
Polarization	$\pm 45^\circ$ slant	
Gain	16.5 dBi	
Gain at cross-over	13.5 dBi	
Azimuth 3dB beamwidth	65 ° per port, 130 ° total	
Elevation 3dB beamwidth	6.9 °	
Electrical Downtilt	< 1 °	
VSWR, Return loss	< 2:1. > 10 dB	
F/B ratio	-30 dB	
Cross-pol ratio	> 21 dB	
Port to port isolation	> 18 dB (same radio) > 30 dB (other radio)	
ABABAB frequency re-use	-26 dB	

Input power	50 W max per port
Connector Type	Type N Female x 4
Mechanical	
Dimensions	26.5" l, 8.5" w, 4.5" d
Weight	8.5 lb
Mounting method	Carriage bolts
Mounting pole dia	1 1/4" - 4"
Surface Finish	Matt powder coat
Environmental	
Temperature range	-40° to +60° C / +140° F
Wind speed	160 km/h / 100 mph
UV protection	UV resistant UPVC
Ingress protection	IP55 rain resistant

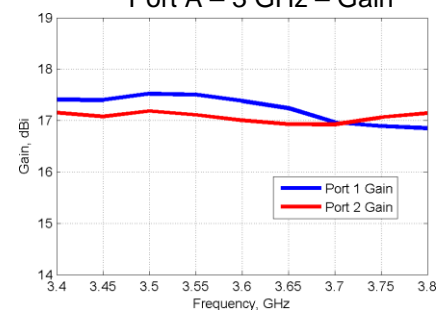
Port A – 3 GHz – Azimuth patterns



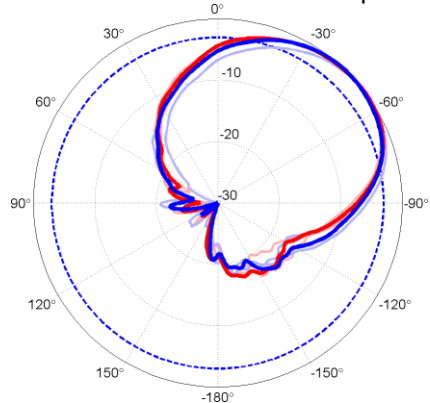
Port A – 3 GHz – Elevation patterns



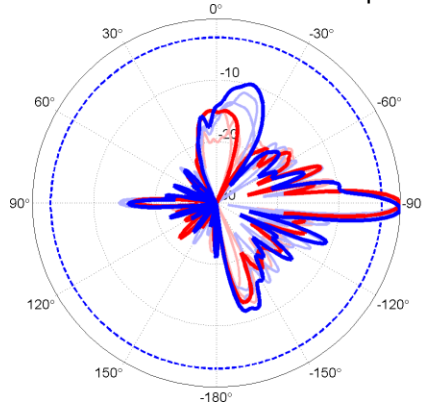
Port A – 3 GHz – Gain



Port B – 3 GHz – Azimuth patterns



Port B – 3 GHz – Elevation patterns



Port B – 3 GHz – Gain

